

Voting System Post-Election Audit Report

County: Bay Date of Election: 08/23/2022

Type of Audit (check applicable box): Manual Automated Independent

Precinct Number(s): All

Race (if Manual Audit): All

1. Overall accuracy of the audit:
99.98%
2. Description of any problems or discrepancies encountered:
5 votes seen as under votes by Clear Audit
3. Likely cause of such problems or discrepancies:
n/a
4. Recommended corrective action with respect to avoiding or mitigating such circumstances in future elections:
n/a

Check applicable box and sign below:

We hereby certify that the report of the voting system audit performed for the election is accurate and that attached are precinct summary reports for each precinct audited.

We hereby certify that a voting system audit was not done because a manual recount was conducted under s. 102.166, Florida Statutes.

Signatures of County Canvassing Board members:

William Dyer

Printed Name



Signature

8/23/2022

Date

Robert Carroll

Printed Name



Signature

08/23/2022

Date

Mark Andersen

Printed Name





Signature

08/23/2022



Date

20220823 10:02 AM



Audit Summary for Optical Scan (Marksense) Ballots

Bay County												Precinct #	All
Election Title:		<u>2022 Primary Election</u>										Date:	8/23/22
Contest Audited:		U.S. Senator											
Candidate or Issue	Early Voting (EV)		Absentee (ABS)		Election Day (ED)		Provisional (PROV)		10 Day Overseas		Totals		Difference (+ or -)
	Voting System Total	Automated Audit	Voting System Total	Automated Audit	Voting System Total	Automated Audit	Voting System Total	Automated Audit	Voting System Total	Automated Audit	Voting System Total	Automated Audit Total	
Ricardo De La Diente	80	80	137	137	122	122					339	339	0
Val Demings	1030	1030	2285	2285	1250	1250					4565	4565	0
Brian Rush	178	178	531	531	288	288					997	997	0
William Sanchez	132	132	300	300	208	208					640	640	0
											0	0	0
											0	0	0
											0	0	0
Overvotes	1	1	1	1	0	0					2	2	0
Undervotes	63	63	142	142	115	115					320	320	0
Indeterminate Votes													
Audit Team Members:													
<u>Thien X. Cao</u>									<u>8/29/2022</u>				
Printed Name			Signature						Date				
<u>William D. Lewis</u>									<u>8/29/2022</u>				
Printed Name			Signature						Date				
Audit Package Completed Sheet #								of					



Audit Summary for Optical Scan (Marksense) Ballots

Bay County												Precinct #	All		
Election Title:												<u>2022 Primary Election</u>		Date:	8/23/22
Contest Audited:												Governor and Lieutenant Governor (DEM)			
Candidate or Issue	Early Voting (EV)		Absentee (ABS)		Election Day (ED)		Provisional (PROV)		10 Day Overseas		Totals		Difference (+ or -)		
	Voting System Total	Automated Audit	Voting System Total	Automated Audit	Voting System Total	Automated Audit	Voting System Total	Automated Audit	Voting System Total	Automated Audit	Voting System Total	Automated Audit Total			
Charlie Crist	608	608	1496	1496	941	941					3045	3045	0		
Cadance Daniel	51	51	121	121	89	89					261	261	0		
Nicole "Nikki" Fried	710	710	1561	1561	809	809					3080	3080	0		
Robert L. Willis	81	81	132	133	87	87					300	301	-1		
											0	0	0		
											0	0	0		
											0	0	0		
Overvotes	0	0	6	6	1	1					7	7	0		
Undervotes	34	34	80	79	56	56					170	169	1		
Indeterminate Votes															
Audit Team Members:															
<u>Thien X. Cao</u>														<u>8/29/2022</u>	
Printed Name												Signature		Date	
<u>William D. Lewis</u>														<u>8/29/2022</u>	
Printed Name												Signature		Date	
Audit Package Completed Sheet #								of							



Audit Summary for Optical Scan (Marksense) Ballots

Bay County												Precinct #	All
Election Title:		<u>2022 Primary Election</u>										Date:	8/23/22
Contest Audited:		Attorney General (DEM)											
Candidate or Issue	Early Voting (EV)		Absentee (ABS)		Election Day (ED)		Provisional (PROV)		10 Day Overseas		Totals		Difference (+ or -)
	Voting System Total	Automated Audit	Voting System Total	Automated Audit	Voting System Total	Automated Audit	Voting System Total	Automated Audit	Voting System Total	Automated Audit	Voting System Total	Automated Audit Total	
Aramis Ayala	578	578	1209	1209	731	731					2518	2518	0
Jim Lewis	449	449	1117	1117	652	652					2218	2218	0
Daniel Uhlfelder	358	358	847	847	453	453					1658	1658	0
											0	0	0
											0	0	0
											0	0	0
											0	0	0
Overvotes	0	0	1	1	0	0					1	1	0
Undervotes	99	99	222	222	147	147					468	468	0
Indeterminate Votes													
Audit Team Members:													
<u>Thien X. Cao</u>									<u>8/29/2022</u>				
Printed Name			Signature						Date				
<u>William D. Lewis</u>									<u>8/29/2022</u>				
Printed Name			Signature						Date				
Audit Package Completed Sheet #								of					



Audit Summary for Optical Scan (Marksense) Ballots

Bay County												Precinct #	All
Election Title:		<u>2022 Primary Election</u>										Date:	8/23/22
Contest Audited:		Commissioner of Agriculture (DEM)											
Candidate or Issue	Early Voting (EV)		Absentee (ABS)		Election Day (ED)		Provisional (PROV)		10 Day Overseas		Totals		Difference (+ or -)
	Voting System Total	Automated Audit	Voting System Total	Automated Audit	Voting System Total	Automated Audit	Voting System Total	Automated Audit	Voting System Total	Automated Audit	Voting System Total	Automated Audit Total	
Naomi Esther Blemur	606	606	1495	1495	818	818					2919	2919	0
J.R. Gaillot	331	331	677	677	361	361					1369	1369	0
Ryan Morales	421	421	961	961	616	616					1998	1998	0
											0	0	0
											0	0	0
											0	0	0
											0	0	0
Overvotes	0	0	1	1	1	1					2	2	0
Undervotes	126	126	262	262	187	187					575	575	0
Indeterminate Votes													
Audit Team Members:													
<u>Thien X. Cao</u>										<u>8/29/2022</u>			
Printed Name			Signature							Date			
<u>William D. Lewis</u>										<u>8/29/2022</u>			
Printed Name			Signature							Date			
Audit Package Completed Sheet #								of					



Audit Summary for Optical Scan (Marksense) Ballots

Bay County												Precinct #	All
Election Title:		<u>2022 Primary Election</u>										Date:	8/23/22
Contest Audited:		Commissioner of Agriculture (REP)											
Candidate or Issue	Early Voting (EV)		Absentee (ABS)		Election Day (ED)		Provisional (PROV)		10 Day Overseas		Totals		Difference (+ or -)
	Voting System Total	Automated Audit	Voting System Total	Automated Audit	Voting System Total	Automated Audit	Voting System Total	Automated Audit	Voting System Total	Automated Audit	Voting System Total	Automated Audit Total	
James Shaw	1652	1652	1574	1574	3178	3177					6404	6403	1
Wilton Simpson	4880	4880	3764	3764	5152	5152					13796	13796	0
											0	0	0
											0	0	0
											0	0	0
											0	0	0
											0	0	0
Overvotes	0	0	0	0	0	0					0	0	0
Undervotes	200	200	266	266	459	460					925	926	-1
Indeterminate Votes													
Audit Team Members:													
<u>Thien X. Cao</u>									<u>8/29/2022</u>				
Printed Name			Signature						Date				
<u>William D. Lewis</u>									<u>8/29/2022</u>				
Printed Name			Signature						Date				
Audit Package Completed Sheet #								of					

Audit Summary for Optical Scan (Marksense) Ballots

Bay County												Precinct #	All
Election Title:		<u>2022 Primary Election</u>										Date:	8/23/22
Contest Audited:		State Senator District 2 UPC											
Candidate or Issue	Early Voting (EV)		Absentee (ABS)		Election Day (ED)		Provisional (PROV)		10 Day Overseas		Totals		Difference (+ or -)
	Voting System Total	Automated Audit	Voting System Total	Automated Audit	Voting System Total	Automated Audit	Voting System Total	Automated Audit	Voting System Total	Automated Audit	Voting System Total	Automated Audit Total	
Regina Piazza (REP)	1543	1543	947	948	2019	2019					4509	4510	-1
Jay Trumbull (REP)	5162	5162	4621	4621	6730	6731					16513	16514	-1
											0	0	0
											0	0	0
											0	0	0
											0	0	0
											0	0	0
Overvotes	0	0	0	0	1	1					1	1	0
Undervotes	27	27	36	35	39	38					102	100	2
Indeterminate Votes													
Audit Team Members:													
<u>Thien X. Cao</u>									<u>8/29/2022</u>				
Printed Name			Signature						Date				
<u>William D. Lewis</u>									<u>8/29/2022</u>				
Printed Name			Signature						Date				
Audit Package Completed Sheet #								of					

Audit Summary for Optical Scan (Marksense) Ballots

Bay County												Precinct #	All
Election Title:		<u>2022 Primary Election</u>										Date:	8/23/22
Contest Audited:		State Representative District 6 (UPC)											
Candidate or Issue	Early Voting (EV)		Absentee (ABS)		Election Day (ED)		Provisional (PROV)		10 Day Overseas		Totals		Difference (+ or -)
	Voting System Total	Automated Audit	Voting System Total	Automated Audit	Voting System Total	Automated Audit	Voting System Total	Automated Audit	Voting System Total	Automated Audit	Voting System Total	Automated Audit Total	
Brian Clowdus (REP)	2891	2891	2699	2699	4200	4199					9790	9789	1
Griff Griffiths(REP)	5670	5670	6598	6598	7176	7176					19444	19444	0
											0	0	0
											0	0	0
											0	0	0
											0	0	0
											0	0	0
Overvotes	0	0	1	1	0	0					1	1	0
Undervotes	261	261	661	661	356	357					1278	1279	-1
Indeterminate Votes													
Audit Team Members:													
<u>Thien X. Cao</u>									<u>8/29/2022</u>				
Printed Name			Signature						Date				
<u>William D. Lewis</u>									<u>8/29/2022</u>				
Printed Name			Signature						Date				
Audit Package Completed Sheet #								of					

RUN DATE:08/29/22 08:35 AM

REPORT-EL45A PAGE 001

	TOTAL VOTES	%	EV-	AV-	ED-	PV-	OT-
PRECINCTS COUNTED (OF 27)	27	100.00					
REGISTERED VOTERS - TOTAL	122,298						
REGISTERED VOTERS - Democratic Party	26,567	21.72					
REGISTERED VOTERS - Republican Party	65,953	53.93					
REGISTERED VOTERS - Other	29,778						
BALLOTS CAST - TOTAL	30,513		8,822	9,959	11,732	0	0
BALLOTS CAST - Democratic Party	6,863	22.49	1,484	3,396	1,983	0	0
BALLOTS CAST - Nonpartisan	2,525	8.28	606	959	960	0	0
BALLOTS CAST - Republican Party	21,125	69.23	6,732	5,604	8,789	0	0
BALLOTS CAST - BLANK	23	.08	5	11	7	0	0
VOTER TURNOUT - TOTAL		24.95					
VOTER TURNOUT - Democratic Party		25.83					
VOTER TURNOUT - Republican Party		32.03					
VOTER TURNOUT - BLANK		.02					

[Handwritten Signature]
[Handwritten Initials]
[Handwritten Initials]

	TOTAL VOTES	%	EV-	AV-	ED-	PV-	OT-
United States Senator							
(VOTE FOR) 1							
Ricardo De La Fuente	339	5.18	80	137	122	0	0
Val Demings	4,565	69.79	1,030	2,285	1,250	0	0
Brian Rush	997	15.24	178	531	288	0	0
William Sanchez	640	9.78	132	300	208	0	0
Over Votes	2		1	1	0	0	0
Under Votes	320		63	142	115	0	0
Governor and Lieutenant Governor							
(VOTE FOR) 1							
Charlie Crist	3,045	45.54	608	1,496	941	0	0
Cadance Daniel	261	3.90	51	121	89	0	0
Nicole "Nikki" Fried	3,080	46.07	710	1,561	809	0	0
Robert L. Willis	300	4.49	81	132	87	0	0
Over Votes	7		0	6	1	0	0
Under Votes	170		34	80	56	0	0
Attorney General							
(VOTE FOR) 1							
Aramis Ayala	2,518	39.38	578	1,209	731	0	0
Jim Lewis	2,218	34.69	449	1,117	652	0	0
Daniel Uhlfelder	1,658	25.93	358	847	453	0	0
Over Votes	1		0	1	0	0	0
Under Votes	468		99	222	147	0	0
Commissioner of Agriculture							
(VOTE FOR) 1							
Naomi Esther Blemur	2,919	46.44	606	1,495	818	0	0
J. R. Gaillot	1,369	21.78	331	677	361	0	0
Ryan Morales	1,998	31.78	421	961	616	0	0
Over Votes	2		0	1	1	0	0
Under Votes	575		126	262	187	0	0

[Handwritten signatures and initials]

	TOTAL VOTES	%	EV-	AV-	ED-	PV-	OT-
School Board Member District 2 (VOTE FOR) 1							
Frances Keys Gordon	12,603	43.55	3,928	3,739	4,936	0	0
Ann Leonard	16,337	56.45	4,556	5,578	6,203	0	0
Over Votes	4		1	0	3	0	0
Under Votes	1,569		337	642	590	0	0

[Handwritten Signature]
[Handwritten Initials]
[Handwritten Initials]

08/29/22 08:35 AM

	TOTAL VOTES	%	EV-	AV-	ED-	PV-	OT-
Commissioner of Agriculture							
(VOTE FOR) 1							
James W. Shaw	6,404	31.70	1,652	1,574	3,178	0	0
Wilton Simpson	13,796	68.30	4,880	3,764	5,152	0	0
Over Votes	0		0	0	0	0	0
Under Votes	925		200	266	459	0	0
State Senator District 2							
(VOTE FOR) 1							
Regina Piazza	4,509	21.45	1,543	947	2,019	0	0
Jay Trumbull	16,513	78.55	5,162	4,621	6,730	0	0
Over Votes	1		0	0	1	0	0
Under Votes	102		27	36	39	0	0
State Representative District 6							
(VOTE FOR) 1							
Brian Clowdus	9,790	33.49	2,891	2,699	4,200	0	0
Griff Griffiths	19,444	66.51	5,670	6,598	7,176	0	0
Over Votes	1		0	1	0	0	0
Under Votes	1,278		261	661	356	0	0

[Handwritten Signature]
[Handwritten Signature]
[Handwritten Signature]

08/29/22 08:35 AM

Statement of Votes Cast by Geography
 Bay County, FL, Primary Election, 8/23/2022
 All Precincts, All Districts, Early Voting, All ScanStations, All Contests, All Boxes
 Post Election Automated Independent Audit
 Total Ballots Cast: 8822

Choice **Votes** **Vote %** **EV**

All Precincts

United States Senator/DEM (Vote for 1)

1484 ballots (1 over voted ballots, 1 overvotes, 63 blank voted)

Ricardo De La Fuente	80	5.63%	80
Val Demings	1030	72.54%	1030
Brian Rush	178	12.54%	178
William Sanchez	132	9.30%	132
Total	1420	100.00%	1420

Governor and Lieutenant Governor/DEM (Vote for 1)

1484 ballots (0 over voted ballots, 0 overvotes, 34 blank voted)

Charlie Crist	608	41.93%	608
Cadance Daniel	51	3.52%	51
Nicole "Nikki" Fried	710	48.97%	710
Robert L. Willis	81	5.59%	81
Total	1450	100.00%	1450

Attorney General/DEM (Vote for 1)

1484 ballots (0 over voted ballots, 0 overvotes, 99 blank voted)

Aramis Ayala	578	41.73%	578
Jim Lewis	449	32.42%	449
Daniel Uhlfelder	358	25.85%	358
Total	1385	100.00%	1385

Commissioner of Agriculture/DEM (Vote for 1)

1484 ballots (0 over voted ballots, 0 overvotes, 126 blank voted)

Naomi Esther Blemur	606	44.62%	606
J. R. Gaillot	331	24.37%	331
Ryan Morales	421	31.00%	421
Total	1358	100.00%	1358

State Representative District 6/REP (Vote for 1)

8822 ballots (0 over voted ballots, 0 overvotes, 261 blank voted)

Brian Clowdus	2891	33.77%	2891
Griff Griffiths	5670	66.23%	5670
Total	8561	100.00%	8561

School Board Member District 2/NON (Vote for 1)

8822 ballots (1 over voted ballots, 1 overvotes, 337 blank voted)

Frances Keys Gordon	3928	46.30%	3928
Ann Leonard	4556	53.70%	4556
Total	8484	100.00%	8484

Commissioner of Agriculture/REP (Vote for 1)

6732 ballots (0 over voted ballots, 0 overvotes, 200 blank voted)

James W. Shaw	1652	25.29%	1652
Wilton Simpson	4880	74.71%	4880
Total	6532	100.00%	6532

State Senator District 2/REP (Vote for 1)

6732 ballots (0 over voted ballots, 0 overvotes, 27 blank voted)

Regina Piazza	1543	23.01%	1543
Jay Trumbull	5162	76.99%	5162
Total	6705	100.00%	6705

Handwritten signatures and initials, including a large signature at the top and initials 'JK' and 'ML' below it.

09:09 08/23/2022 09:09
 09:09 08/23/2022 09:09
 09:09 08/23/2022 09:09

Statement of Votes Cast by Geography
 Bay County, FL, Primary Election, 8/23/2022
 All Precincts, All Districts, Early Voting, All ScanStations, All Contests, All Boxes
 Post Election Automated Independent Audit
 Total Ballots Cast: 8822

Page: 1 of 1
 2022-08-26
 02:22:41

Choice	Votes	Vote %	EV
--------	-------	--------	----

All Precincts

United States Senator/DEM (Vote for 1)

1484 ballots (1 over voted ballots, 1 overvotes, 63 blank voted)

Ricardo De La Fuente	80	5.63%	80
Val Demings	1030	72.54%	1030
Brian Rush	178	12.54%	178
William Sanchez	132	9.30%	132
Total	1420	100.00%	1420

Governor and Lieutenant Governor/DEM (Vote for 1)

1484 ballots (0 over voted ballots, 0 overvotes, 34 blank voted)

Charlie Crist	608	41.93%	608
Cadance Daniel	51	3.52%	51
Nicole "Nikki" Fried	710	48.97%	710
Robert L. Willis	81	5.59%	81
Total	1450	100.00%	1450

Attorney General/DEM (Vote for 1)

1484 ballots (0 over voted ballots, 0 overvotes, 99 blank voted)

Aramis Ayala	578	41.73%	578
Jim Lewis	449	32.42%	449
Daniel Uhlfelder	358	25.85%	358
Total	1385	100.00%	1385

Commissioner of Agriculture/DEM (Vote for 1)

1484 ballots (0 over voted ballots, 0 overvotes, 126 blank voted)

Naomi Esther Blemur	606	44.62%	606
J. R. Gaillot	331	24.37%	331
Ryan Morales	421	31.00%	421
Total	1358	100.00%	1358

State Representative District 6/REP (Vote for 1)

8822 ballots (0 over voted ballots, 0 overvotes, 261 blank voted)

Brian Clowdus	2891	33.77%	2891
Griff Griffiths	5670	66.23%	5670
Total	8561	100.00%	8561

School Board Member District 2/NON (Vote for 1)

8822 ballots (1 over voted ballots, 1 overvotes, 337 blank voted)

Frances Keys Gordon	3928	46.30%	3928
Ann Leonard	4556	53.70%	4556
Total	8484	100.00%	8484

Commissioner of Agriculture/REP (Vote for 1)

6732 ballots (0 over voted ballots, 0 overvotes, 200 blank voted)

James W. Shaw	1652	25.29%	1652
Wilton Simpson	4880	74.71%	4880
Total	6532	100.00%	6532

State Senator District 2/REP (Vote for 1)

6732 ballots (0 over voted ballots, 0 overvotes, 27 blank voted)

Regina Piazza	1543	23.01%	1543
Jay Trumbull	5162	76.99%	5162
Total	6705	100.00%	6705

Handwritten signature and initials, possibly 'RLL' and 'Mey'.

STATE SENATOR DISTRICT 2/REP (VOTE FOR 1)

Statement of Votes Cast by Geography
 Bay County, FL, Primary Election, 8/23/2022
 All Precincts, All Districts, Election Day, All ScanStations, All Contests, All Boxes
 Post Election Automated Independent Audit
 Total Ballots Cast: 11732

Page: 1 of 1
 2022-08-26
 02:22:08

Choice	Votes	Vote %	ED
--------	-------	--------	----

All Precincts

United States Senator/DEM (Vote for 1)

1983 ballots (0 over voted ballots, 0 overvotes, 115 blank voted)

Ricardo De La Fuente	122	6.53%	122
Val Demings	1250	66.92%	1250
Brian Rush	288	15.42%	288
William Sanchez	208	11.13%	208
Total	1868	100.00%	1868

Governor and Lieutenant Governor/DEM (Vote for 1)

1983 ballots (1 over voted ballots, 1 overvotes, 56 blank voted)

Charlie Crist	941	48.86%	941
Cadance Daniel	89	4.62%	89
Nicole "Nikki" Fried	809	42.00%	809
Robert L. Willis	87	4.52%	87
Total	1926	100.00%	1926

Attorney General/DEM (Vote for 1)

1983 ballots (0 over voted ballots, 0 overvotes, 147 blank voted)

Aramis Ayala	731	39.81%	731
Jim Lewis	652	35.51%	652
Daniel Uhlfelder	453	24.67%	453
Total	1836	100.00%	1836

Commissioner of Agriculture/DEM (Vote for 1)

1983 ballots (1 over voted ballots, 1 overvotes, 187 blank voted)

Naomi Esther Blemur	818	45.57%	818
J. R. Gaillot	361	20.11%	361
Ryan Morales	616	34.32%	616
Total	1795	100.00%	1795

State Representative District 6/REP (Vote for 1)

11732 ballots (0 over voted ballots, 0 overvotes, 357 blank voted)

Brian Clowdus	4199	36.91%	4199
Griff Griffiths	7176	63.09%	7176
Total	11375	100.00%	11375

School Board Member District 2/NON (Vote for 1)

11732 ballots (3 over voted ballots, 3 overvotes, 590 blank voted)

Frances Keys Gordon	4936	44.31%	4936
Ann Leonard	6203	55.69%	6203
Total	11139	100.00%	11139

Commissioner of Agriculture/REP (Vote for 1)

8789 ballots (0 over voted ballots, 0 overvotes, 460 blank voted)

James W. Shaw	3177	38.14%	3177
Wilton Simpson	5152	61.86%	5152
Total	8329	100.00%	8329

State Senator District 2/REP (Vote for 1)

8789 ballots (1 over voted ballots, 1 overvotes, 38 blank voted)

Regina Piazza	2019	23.07%	2019
Jay Trumbull	6731	76.93%	6731
Total	8750	100.00%	8750

Handwritten signatures and initials, including a large signature at the top, 'MC' in the middle, and 'MCG' at the bottom.

09:09 202508 09:09